

## TECHNICAL SPECIFICATIONS

**MODEL**  
LPT 613 Tipper

### ENGINE

**Type**  
water-cooled direct injection diesel engine with intercooler  
**Maximum engine output**  
95 kW @ 2400 rpm  
**Max. Torque**  
416 Nm @ 1400-1700 rpm  
**Capacity (cc)**  
5675 cc  
**Emission norms**  
Euro II

### GEARBOX

**Model**  
GBS-40 synchromesh  
**No. of gears**  
5 forward & 1 reverse

### SUSPENSION

**Type**  
Semi-elliptical leaf spring at front and rear with auxiliary springs at rear only

**Shock absorber**  
Hydraulic double-acting telescopic type at front

### CLUTCH

**Type**  
Single plate dry friction type

### BRAKES

**Service brake**  
dual circuit full air S-Scam brake

### CHASSIS DIMENSIONS

**Wheelbase (mm)**  
3400  
**Overall length (w/o body)**  
5914  
**Max. width (w/o body)**  
2116  
**Gradeability**  
36%  
**Fuel Tank**  
90 Litre

### WEIGHT

**GVW (kgs)**  
7500  
**Capacity**  
3.5 Cu.M.

### STEERING

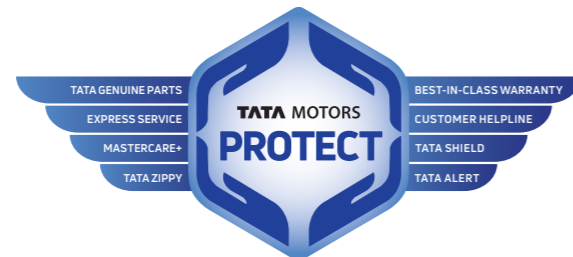
**Type**  
Power Steering

### TYRES

**No.**  
6+1  
**Size**  
7.50 R 16-14 PR

### FRAME

Ladder type frame with riveted / bolted cross members, side members are of channel section, depth: 200 mm (max) width: 60 mm



For more information, please contact: [cac@tatamotors.com](mailto:cac@tatamotors.com)

For more information, please contact:  
TATA Motors International Business - Commercial Vehicles, A Block, Shiv Sagar Estate, Dr. Annie Besant Road, Worli, Mumbai - 400 018, Maharashtra, India.  
Tel.: 91 22 67577200 Fax: 91 22 67577225 Website: [www.tatamotors.com](http://www.tatamotors.com)

**TATA MOTORS**  
Connecting Aspirations



PERFORMANCE THAT DRIVES PROFITABILITY  
WITH THE POWER OF TATA LPT 613 TIPPER






Pictures shown are for representation purpose. Actual product may change due to periodical upgrades in the product. Please consult your nearest authorized Tata Motors commercial vehicle dealer for latest product specifications.






Part of the \$110 billion TATA Group founded by Jamsetji TATA in 1868, TATA MOTORS is one of the world's leading manufacturers of automobiles. We believe in 'Connecting Aspirations' by offering innovative mobility solutions that are in line with our customers' ambitions.

A \$34 billion organisation, TATA MOTORS is a leading global automobile manufacturing company. Its diverse portfolio includes an extensive range of cars, sports utility vehicles, trucks, buses and defence vehicles. It is one of India's largest OEMs, offering a broad range of integrated, smart and e-mobility solutions.

### TATA 697 TCIC ENGINE – 130 PS / 416 NM

 Heavy-duty 6 Cylinder Engine	 Optimized for High Power & Torque	 Low Maintenance
--	---	---

### GBS-40, 5-SPEED GEARBOX

 Heavy-duty Gearbox for Rugged Drive	 Synchromesh Type Gears For Easy Shifting	 PTO Provision for Varied Application
 310 mm Clutch Dia. for Longer Clutch Life		




### CHASSIS FRAME

 Heavy-duty Chassis for Heavier Loads	 Available in 3400 mm	 Ladder Frame for Easy Repairability
--	--	---

### POWER STEERING

 Ease of Driving	 Enhanced Driving Comfort	 Smooth Manoeuvrability
---	--	--


### MAINTENANCE COST

 Low Maintenance and Service Cost	 Long Service Intervals	 Competitive Warranty
--	--	--

### FULL AIR BRAKES

 Better Braking Efficiency	 Low Maintenance Compared to Hydraulic Brakes
---	--

### GRADEABILITY – 36%

 Ease of Carrying Load at High Elevation
---

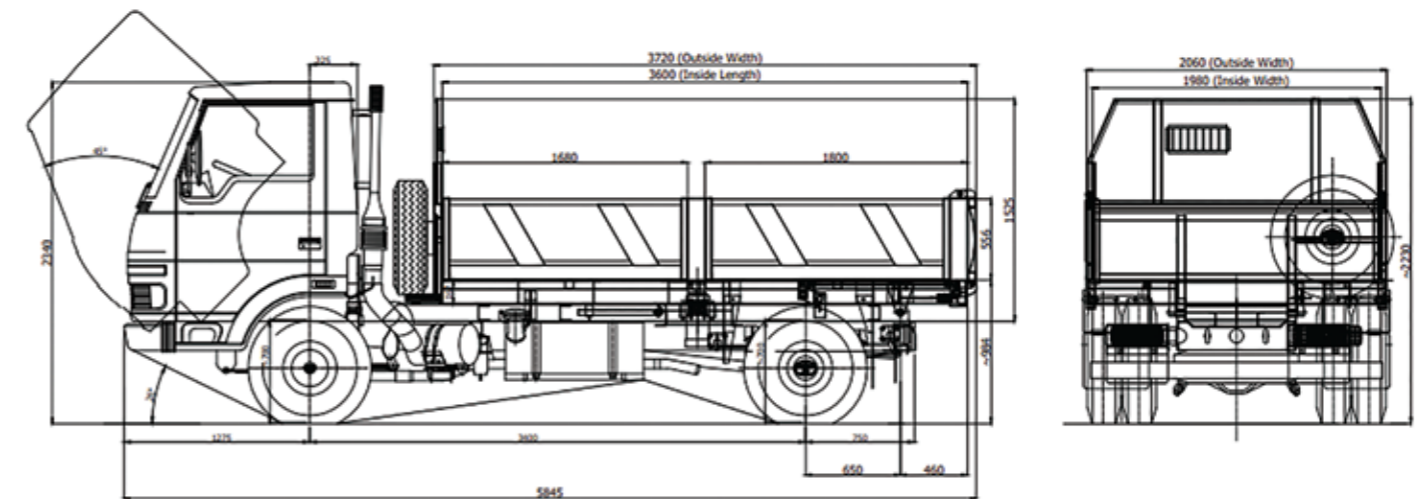
### ADVANTAGES

 High Power – 95kW (~130 PS) @ 2400 rpm	 Higher Torque – 416 Nm @ 1400-1700 rpm
--	--

### FULLY FORWARD CABIN

#### ADVANTAGES

- Tilttable Cabin for Easy Inspection
- Drive Stability
- Mechanical FIP for Easy Repairability
- Wider Visibility for Driver
- Metallic Bumper



SPACE FOR WARRANTY DETAILS

SPACE FOR VAS